



# CHEMISTRY

Target: JEE (Main)

EQUIVALENT CONCEPT & TITRATIONS



Scanned with  
CamScanner

# EQUIVALENT CONCEPT & TITRATIONS

## Contents

Topic	Page No.
Theory	01 – 16
Exercise - 1	17 – 19
Exercise - 2	19 – 22
Part - I : Objective Questions	
Part - II : Assertion/Reasoning	
Exercise - 3	22 – 23
Part - I : JEE (Main) /AIEEE Questions	
Part - II : JEE (Adv.)/ IIT-JEE Questions	
Answer Key	24
JEE(Main) Practice Test Paper	25 – 27
JEE(Main) Test Paper Answers	28
JEE(Main) Test Paper Solutions	28 – 31

### JEE(MAIN) SYLLABUS

Electronic concepts of oxidation and reduction, redox reactions, oxidation number, rules for assigning oxidation number, balancing of redox reactions, concept of equivalents, titration, hardness of water.

### JEE(ADVANCED) SYLLABUS

Concept of oxidation and reduction, redox reactions, oxidation number, balancing redox reactions and normality, Law of Equivalence, titration, Application of redox titration, hardness of water, parts per million (PPM), Bleaching powder, Hydrogen peroxide ( $H_2O_2$ ), Oleum.

© Copyright reserved.

All rights reserved. Any photocopying, publishing or reproduction of full or any part of this study material is strictly prohibited. This material belongs to enrolled student of RESONANCE only any sale/resale of this material is punishable under law, subject to Kota Jurisdiction only.



# Equivalent Concept & Titrations

## Oxidation & Reduction

Let us do a comparative study of oxidation and reduction :

### Oxidation

1. Addition of Oxygen  
e.g.  $2\text{Mg} + \text{O}_2 \rightarrow 2\text{MgO}$
2. Removal of Hydrogen  
e.g.  $\text{H}_2\text{S} + \text{Cl}_2 \rightarrow 2\text{HCl} + \text{S}$
3. Increase in positive charge  
e.g.  $\text{Fe}^{2+} \rightarrow \text{Fe}^{3+} + \text{e}^-$
4. Increase in oxidation number  
e.g.  $\text{SnCl}_2 \rightarrow \text{SnCl}_4$   
(+2) (+4)
5. Removal of electron  
e.g.  $\text{Sn}^{2+} \rightarrow \text{Sn}^{4+} + 2\text{e}^-$

### Reduction

1. Removal of Oxygen  
e.g.  $\text{CuO} + \text{C} \rightarrow \text{Cu} + \text{CO}$
2. Addition of Hydrogen  
e.g.  $\text{S} + \text{H}_2 \rightarrow \text{H}_2\text{S}$
3. Decrease in positive charge  
e.g.  $\text{Fe}^{3+} + \text{e}^- \rightarrow \text{Fe}^{2+}$
4. Decrease in oxidation number  
e.g.  $\text{MnO}_4^- \rightarrow \text{Mn}^{2+}$   
(+7) (+2)
5. Addition of electron  
e.g.  $\text{Fe}^{3+} + \text{e}^- \rightarrow \text{Fe}^{2+}$

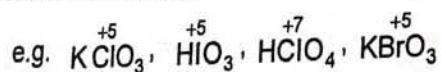
## Oxidation Number

- It is an imaginary or apparent charge developed over atom of an element when it goes from its elemental free state to combined state in molecules.
- It is calculated on basis of an arbitrary set of rules.
- It is a relative charge in a particular bonded state.
- In order to keep track of electron-shifts in chemical reactions involving formation of compounds, a more practical method of using oxidation number has been developed.
- In this method, it is always assumed that there is a complete transfer of electron from a less electronegative atom to a more electronegative atom.

## Rules governing oxidation number

The following rules are helpful in calculating oxidation number of the elements in their different compounds. It is to be remembered that the basis of these rule is the electronegativity of the element.

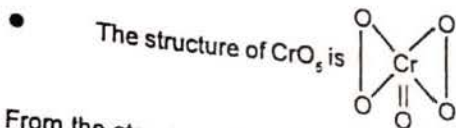
- **Fluorine atom :**  
Fluorine is most electronegative atom (known). It always has oxidation number equal to -1 in all its compounds
- **Oxygen atom :**  
In general and as well as in its oxides, oxygen atom has oxidation number equal to -2.  
In case of
  - (i) peroxide (e.g.  $\text{H}_2\text{O}_2$ ,  $\text{Na}_2\text{O}_2$ ) is -1,
  - (ii) super oxide (e.g.  $\text{KO}_2$ ) is -1/2
  - (iii) ozonide (e.g.  $\text{KO}_3$ ) is -1/3
  - (iv) in  $\text{OF}_2$  is +2 & in  $\text{O}_2\text{F}_2$  is +1
- **Hydrogen atom :**  
In general, H atom has oxidation number equal to +1. But in metallic hydrides (e.g. NaH, KH), it is -1.
- **Halogen atom :**  
In general, all halogen atoms (Cl, Br, I) have oxidation number equal to -1.  
But if halogen atom is attached with a more electronegative atom than halogen atom, then it will show positive oxidation numbers.





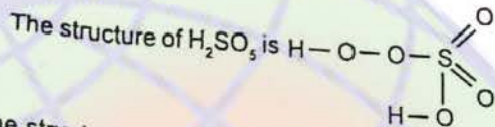
Miscellaneous Examples :

In order to determine the exact or individual oxidation number we need to take help from the structures of the molecules. Some special cases are discussed as follows:



From the structure, it is evident that in  $\text{CrO}_5$ , there are two peroxide linkages and one double bond. The contribution of each peroxide linkage is  $-2$ . Let the oxidation number of Cr is  $x$ .

$\therefore x + (-2)2 + (-2) = 0$  or  $x = 6$   
 $\therefore$  Oxidation number of Cr =  $+6$  Ans



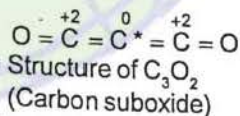
From the structure, it is evident that in  $\text{H}_2\text{SO}_5$ , there is one peroxide linkage, two sulphur-oxygen double bonds and one OH group. Let the oxidation number of S =  $x$ .

$\therefore (+1) + (-2) + x + (-2)2 + (-2) + 1 = 0$   
 or  $x + 2 - 8 = 0$  or  $x - 6 = 0$  or  $x = 6$   
 $\therefore$  Oxidation number of S in  $\text{H}_2\text{SO}_5$  is  $+6$  Ans.

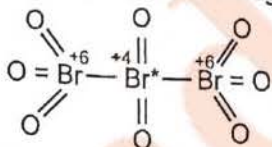
Paradox of fractional oxidation number

Fractional oxidation number is the average of oxidation state of all atoms of element under examination and the structural parameters reveal that the atoms of element for whom fractional oxidation state is realised are actually present in different oxidation states. Structure of the species  $\text{C}_3\text{O}_2$ ,  $\text{Br}_3\text{O}_8$  and  $\text{S}_4\text{O}_6^{2-}$  reveal the following bonding situations :

The element marked with asterisk (\*) in each species is exhibiting different oxidation number from rest of the atoms of the same element in each of the species. This reveals that in  $\text{C}_3\text{O}_2$ , two carbon atoms are present in  $+2$  oxidation state each whereas the third one is present in zero oxidation state and the average is  $+4/3$ . However, the realistic picture is  $+2$  for two terminal carbons and zero for the middle carbon.

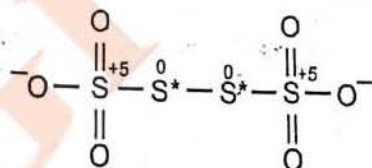


Likewise in  $\text{Br}_3\text{O}_8$ , each of the two terminal bromine atoms are present in  $+6$  oxidation state and the middle bromine is present in  $+4$  oxidation state. Once again the average, that is different from reality, is  $+16/3$ .



Structure of  $\text{Br}_3\text{O}_8$  (Tribromooctaoxide)

In the same fashion, in the species  $\text{S}_4\text{O}_6^{2-}$ , average oxidation number of S is  $+2.5$ , whereas the reality being  $+5, 0, 0$  and  $+5$  oxidation number respectively for respective sulphur atoms.



Structure of  $\text{S}_4\text{O}_6^{2-}$  (tetrathionate ion)

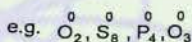
In general, the conclusion is that the idea of fractional oxidation state should be taken with care and the reality is revealed by the structures only.

Equivalent Concept & Titration

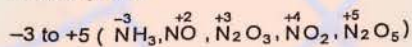
- **Metals :**  
 (a) Alkali metal (Li, Na, K, Rb, ..... ) always have oxidation number +1  
 (b) Alkaline earth metal (Be, Mg, Ca ..... ) always have oxidation number +2.  
 (c) Aluminium always has +3 oxidation number

**Note :** Metal may have negative or zero oxidation number

- Oxidation number of an element in free state or in allotropic forms is always zero



- Sum of the oxidation numbers of atoms of all elements in a molecule is zero.
- Sum of the oxidation numbers of atoms of all elements in an ion is equal to the charge on the ion .
- If the group number of an element in modern periodic table is  $n$ , then its oxidation number may vary from  $(n - 10)$  to  $(n - 18)$  (but it is mainly applicable for p-block elements )  
 e.g. N-atom belongs to 15<sup>th</sup> group in the periodic table, therefore as per rule, its oxidation number may vary from




- The maximum possible oxidation number of any element in a compound is never more than the number of electrons in valence shell.(but it is mainly applicable for p-block elements )

**Calculation of average oxidation number :**

Solved Examples

**Example-1** Calculate oxidation number of underlined element :



**Solution. (a)** Let oxidation number of S-atom is x. Now work accordingly with the rules given before .

$$(+1) \times 2 + (x) \times 2 + (-2) \times 3 = 0$$

$$x = + 2$$

(b) Let oxidation number of S-atom is x  
 $\therefore (+1) \times 2 + (x) \times 4 + (-2) \times 6 = 0$   
 $x = + 2.5$

○ It is important to note here that  $Na_2S_2O_3$  have two S-atoms and there are four S-atom in  $Na_2S_4O_6$ . However none of the sulphur atoms in both the compounds have + 2 or + 2.5 oxidation number, it is the average of oxidation number, which reside on each sulphur atom. Therefore, we should work to calculate the individual oxidation number of each sulphur atom in these compounds.

**Calculation of individual oxidation number**

It is important to note that to calculate individual oxidation number of the element in its compound one should know the structure of the compound and use the following guidelines.

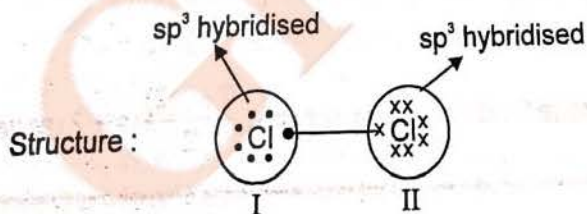
**Formula :**

Oxidation Number = Number of electrons in the valence shell – Number of electrons taken up after bonding

**Guidelines :** It is based on electronegativity of elements.

1. If there is a bond between similar type of atom and each atom has same type of hybridisation, then bonded pair electrons are equally shared by each element.

**Example :** Calculate oxidation number of each Cl-atom in  $Cl_2$  molecule

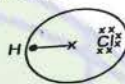


Equivalent Concept & Titration

- I : Number of electrons in the valence shell = 7.  
 Number of electrons taken up after bonding = 7.  
 $\therefore$  oxidation number =  $7 - 7 = 0$ .
- II : similarly, oxidation number =  $7 - 7 = 0$
2. If there is a bond between different type of atoms :  
 e.g. A-B (if B is more electronegative than A)  
 Then after bonding, bonded pair of electrons are counted with B-atom.

**Example :** Calculate oxidation number of each atom in HCl molecule

Structure :



**Note :** Electron of H-atom is now counted with Cl-atom, because Cl-atom is more electronegative than H-atom

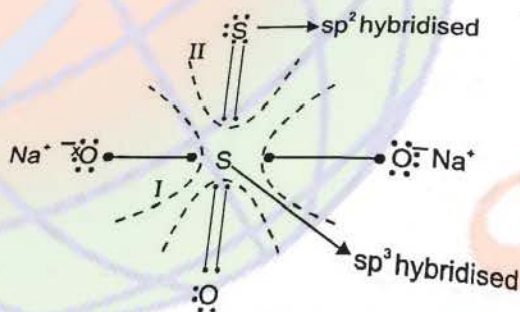
- H: Number of electrons in the valence shell = 1  
 Number of electrons taken up after bonding = 0  
 Oxidation number of H =  $1 - 0 = +1$
- Cl: Number of electrons in the valence shell = 7  
 Number of electrons taken up after bonding = 8  
 Oxidation number of Cl =  $7 - 8 = -1$

Solved Examples

**Example-2** Calculate individual oxidation number of each S-atom in  $\text{Na}_2\text{S}_2\text{O}_3$  (sodium thiosulphate) with the help of its structure.

Solution.

Structure :



**Note :** I (central S-atom) is  $sp^3$  hybridised (25% s-character) and II (terminal S-atom) is  $sp^2$  hybridised (33% s-character). Therefore, terminal sulphur atom is more electronegative than central sulphur atom. Now, the shared pair of electrons are counted with terminal S-atom.

- $\therefore$  I, S-atom : Number of electrons in the valence shell = 6  
 Number of electrons left after bonding = 0  
 Oxidation number of central S-atom =  $6 - 0 = +6$
- II, S-atom : Number of electrons in the valence shell = 6  
 Number of electrons left after bonding = 8  
 Oxidation number of terminal S-atom =  $6 - 8 = -2$

Now, you can also calculate Average Oxidation number of S =  $\frac{6 + (-2)}{2} = +2$  (as we have calculated before)

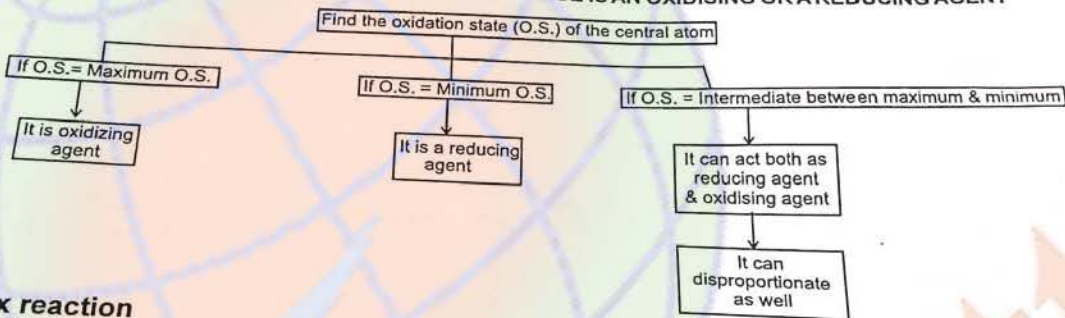
Equivalent Concept & Titration

Oxidising and reducing agent

- **Oxidising agent or Oxidant :**  
Oxidising agents are those compounds which can oxidise others and reduce itself during the chemical reaction. Those reagents in which for an element, oxidation number decreases or which undergoes gain of electrons in a redox reaction are termed as oxidants.  
e.g.  $\text{KMnO}_4$ ,  $\text{K}_2\text{Cr}_2\text{O}_7$ ,  $\text{HNO}_3$ , conc.  $\text{H}_2\text{SO}_4$  etc are powerful oxidising agents.
- **Reducing agent or Reductant :**  
Reducing agents are those compounds which can reduce other and oxidise itself during the chemical reaction. Those reagents in which for an element, oxidation number increases or which undergoes loss of electrons in a redox reaction are termed as reductants.  
e.g.  $\text{KI}$ ,  $\text{Na}_2\text{S}_2\text{O}_3$  etc are the powerful reducing agents.

Note : There are some compounds also which can work both as oxidising agent and reducing agent  
e.g.  $\text{H}_2\text{O}_2$ ,  $\text{NO}_2^-$

HOW TO IDENTIFY WHETHER A PARTICULAR SUBSTANCE IS AN OXIDISING OR A REDUCING AGENT



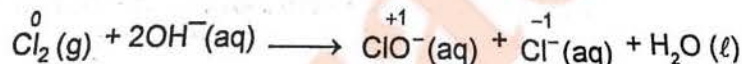
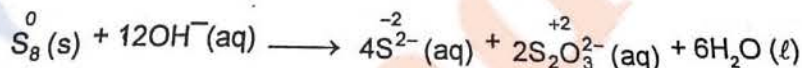
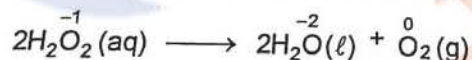
Redox reaction

A reaction in which oxidation and reduction simultaneously take place is called a redox reaction. In all redox reactions, the total increase in oxidation number must be equal to the total decrease in oxidation number.



Disproportionation Reaction :

A redox reaction in which same element present in a particular compound in a definite oxidation state is oxidized as well as reduced simultaneously is a disproportionation reaction. Disproportionation reactions are a special type of redox reactions. One of the reactants in a disproportionation reaction always contains an element that can exist in at least three oxidation states. The element in the form of reacting substance is in the intermediate oxidation state and both higher and lower oxidation states of that element are formed in the reaction. For example :



Consider the following reactions :



$\text{KClO}_3$  plays a role of oxidant and reductant both. Here, Cl present in  $\text{KClO}_3$  is reduced and O present in  $\text{KClO}_3$  is oxidized. Since same element is not oxidized and reduced, so it is not a disproportionation reaction, although it looks like one.

Equivalent Conc

(b)

(c)

List

1.

2.

3.

F.

Equivalent Concept & Titration

(b)  $\text{NH}_4\text{NO}_2 \longrightarrow \text{N}_2 + 2\text{H}_2\text{O}$   
 Nitrogen in this compound has -3 and +3 oxidation number, which is not a definite value. So it is not a disproportionation reaction. It is an example of comproportionation reaction, which is a class of redox reaction in which an element from two different oxidation state gets converted into a single oxidation state.

(c)  $4\text{KClO}_3 \xrightarrow{+5} \xrightarrow{+7} 3\text{KClO}_4 + \text{KCl}^{-1}$   
 It is a case of disproportionation reaction and Cl atom is disproportionating.

List of some important disproportionation reactions

- $\text{H}_2\text{O}_2 \longrightarrow \text{H}_2\text{O} + \text{O}_2$
- $\text{X}_2 + \text{OH}^-(\text{dil.}) \longrightarrow \text{X}^- + \text{XO}^- \quad (\text{X} = \text{Cl, Br, I})$
- $\text{X}_2 + \text{OH}^-(\text{conc.}) \longrightarrow \text{X}^- + \text{XO}_3^-$

$\text{F}_2$  does not undergo disproportionation as it is the most electronegative element.

- $\text{F}_2 + \text{NaOH}(\text{dil.}) \longrightarrow \text{F}^- + \text{OF}_2$
- $\text{F}_2 + \text{NaOH}(\text{conc.}) \longrightarrow \text{F}^- + \text{O}_2$
- $(\text{CN})_2 + \text{OH}^- \longrightarrow \text{CN}^- + \text{OCN}^-$
- $\text{P}_4 + \text{OH}^- \longrightarrow \text{PH}_3 + \text{H}_2\text{PO}_2^-$
- $\text{S}_8 + \text{OH}^- \longrightarrow \text{S}^{2-} + \text{S}_2\text{O}_3^{2-}$
- $\text{MnO}_4^{2-} \longrightarrow \text{MnO}_4^- + \text{MnO}_2$
- $\text{NH}_2\text{OH} \longrightarrow \text{N}_2\text{O} + \text{NH}_3$
- $\text{NH}_2\text{OH} \longrightarrow \text{N}_2 + \text{NH}_3$
- Oxyacids of Phosphorus (+1, +3 oxidation number)  
 $\text{H}_3\text{PO}_2 \longrightarrow \text{PH}_3 + \text{H}_3\text{PO}_3$   
 $\text{H}_3\text{PO}_3 \longrightarrow \text{PH}_3 + \text{H}_3\text{PO}_4$
- Oxyacids of Chlorine (Halogens) (+1, +3, +5 Oxidation number)  
 $\text{ClO}^- \longrightarrow \text{Cl}^- + \text{ClO}_2^-$   
 $\text{ClO}_2^- \longrightarrow \text{Cl}^- + \text{ClO}_3^-$   
 $\text{ClO}_3^- \longrightarrow \text{Cl}^- + \text{ClO}_4^-$
- $\text{HNO}_2 \longrightarrow \text{NO} + \text{HNO}_3$

● Reverse of disproportionation is called **Comproportionation**. In some of the disproportionation reactions, by changing the medium (from acidic to basic or reverse), the reaction goes in backward direction and can be taken as an example of **Comproportionation reaction**.  
 $\text{I}^- + \text{IO}_3^- + \text{H}^+ \longrightarrow \text{I}_2 + \text{H}_2\text{O}$

Balancing of redox reactions

All balanced equations must satisfy two criteria.

- Atom balance (mass balance) :**  
 There should be the same number of atoms of each kind on reactant and product side.
- Charge balance :**  
 The sum of actual charges on both sides of the equation must be equal.  
 There are two methods for balancing the redox equations :  
 1. Oxidation - number change method  
 2. Ion electron method or half cell method  
 Since First method is not very much fruitful for the balancing of redox reactions, students are advised to use second method (Ion electron method) to balance the redox reactions

**Resonance**® Educating for better tomorrow  
 Corporate Office: CG Tower, A-46 & 52, IPIA, Near City Mall, Jhalawar Road, Kota (Raj.)-324005  
 Website : www.resonance.ac.in | E-mail : contact@resonance.ac.in  
 Toll Free : 1800 200 2244 | 1800 258 5555 | CIN: U80302RJ2007PLC024029  
 MAINEQT - 6



Equivalent Concept & Titration

**Ion electron method :**

By this method redox equations are balanced in two different medium.

- (a) Acidic medium
- (b) Basic medium

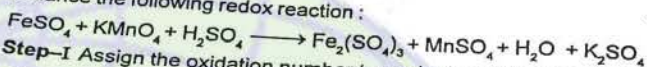
● **Balancing in acidic medium**

Students are advised to follow the following steps to balance the redox reactions by Ion electron method in acidic medium

**Solved Examples**


**Example-3**

Balance the following redox reaction :



**Solution.**

**Step-I** Assign the oxidation number to each element present in the reaction.



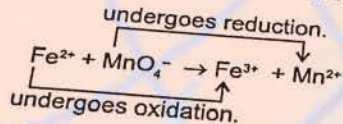
**Step II :**

Now convert the reaction in ionic form by eliminating the elements or species, which are not undergoing either oxidation or reduction.

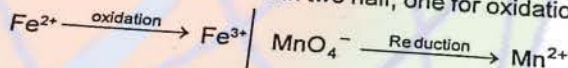


**Step III :**

Now identify the oxidation / reduction occurring in the reaction



**Step IV :** Split the ionic reaction in two half, one for oxidation and other for reduction.



**Step V :**

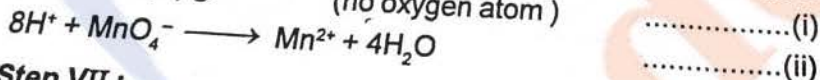
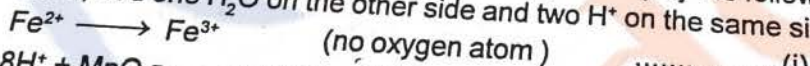
Balance the atom other than oxygen and hydrogen atom in both half reactions



Fe & Mn atoms are balanced on both side.

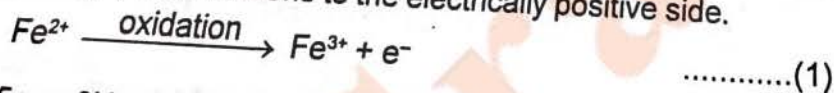
**Step VI :**

Now balance O & H atom by H<sub>2</sub>O & H<sup>+</sup> respectively by the following way : For one excess oxygen atom, add one H<sub>2</sub>O on the other side and two H<sup>+</sup> on the same side.



**Step VII :**

Equation (i) & (ii) are balanced atomwise. Now balance both equations chargewise. To balance the charge, add electrons to the electrically positive side.

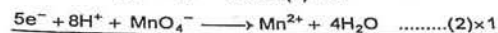
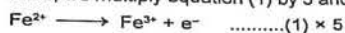


**Step VIII :**

The number of electrons gained and lost in each half -reaction are equalised by multiplying both the half reactions with a suitable factor and finally the half reactions are added to give the overall balanced reaction.

**Equivalent Concept & Titration**

Here, we multiply equation (1) by 5 and (2) by 1 and add them :

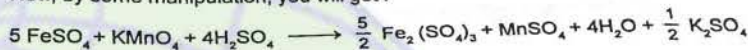


(Here, at this stage, you will get balanced redox reaction in ionic form)

**Step IX :**

Now convert the ionic reaction into molecular form by adding the elements or species, which are removed in step (2).

Now, by some manipulation, you will get :



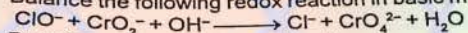
• **Balancing in basic medium :**

In this case, except step VI, all the steps are same. We can understand it by the following example:

**Solved Examples**


**Example-4**

Balance the following redox reaction in basic medium :

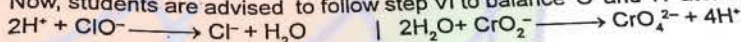


**Solution.**


By using upto step V, we will get :




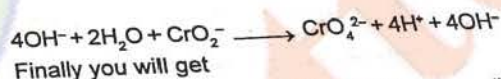
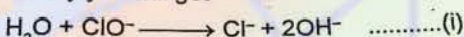
Now, students are advised to follow step VI to balance 'O' and 'H' atom.



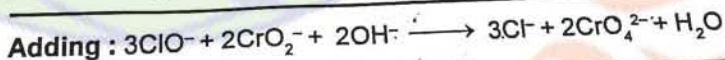
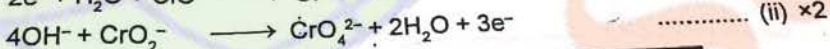
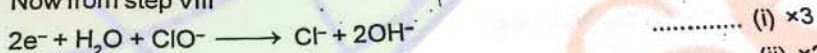
○ Now, since we are balancing in basic medium, therefore add as many as OH<sup>-</sup> on both side of equation as there are H<sup>+</sup> ions in the equation.



Finally you will get



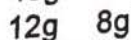
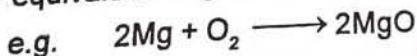
Now see equation (i) and (ii) in which O and H atoms are balanced by OH<sup>-</sup> and H<sub>2</sub>O  
Now from step VIII



**Concept of equivalents**

**Equivalent mass of element**

Number of parts by mass of an element which reacts or displaces from a compound 1.008 parts by mass of hydrogen, 8 parts by mass of oxygen and 35.5 parts by mass of chlorine, is known as the equivalent weight of that element.



∴ 32 g of O<sub>2</sub> reacts with 48 g of Mg

∴  $8 \text{ g of O}_2 = \frac{48 \times 8}{32} = 12 \text{ g}$

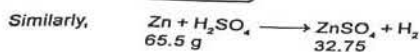
∴ Equivalent weight of Mg = 12



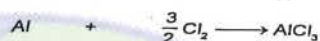
Corporate Office: CG Tower, A-46 & 52, IPIA, Near City Mall, Jhalawar Road, Kota (Raj.)-324005  
 Website : www.resonance.ac.in | E-mail : contact@resonance.ac.in  
 Toll Free : 1800 200 2244 | 1800 258 5555 | CIN: U80302RJ2007PLC024029

MAINEQT

Equivalent Concept & Titration



$\therefore$  Equivalent weight of Zn =  $\frac{65.5}{2} = 32.75 \text{ g}$



$$27 \text{ g} \qquad \qquad \frac{3}{2} \times 71 \text{ g}$$

$\therefore$  111.5 g chlorine reacts with 27 g of Al.

$\therefore$  35.5 chlorine reacts with  $\frac{27 \times 35.5}{111.5} = 9.0 \text{ g}$  of Al

$\therefore$  Equivalent weight of aluminium =  $\frac{27}{3} = 9.0$

As we can see from the above examples that equivalent weight is the ratio of atomic weight and a factor (say n-factor or valency factor) which is in above three cases is their respective valencies.

**Equivalent weight (E) :**

In general, 
$$\text{Eq. wt. (E)} = \frac{\text{Atomic weight or Molecular weight}}{\text{valency factor(v.f)}} = \frac{\text{Mol. wt.}}{\text{n-factor}} = \frac{M}{x}$$

$$\text{Number of Equivalents} = \frac{\text{mass of species}}{\text{eq. wt. of that species}}$$

For a solution, Number of equivalents =  $N_1 V_1$ , where N is the normality and V is the volume in litres

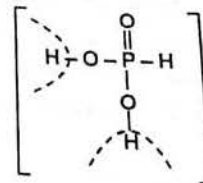
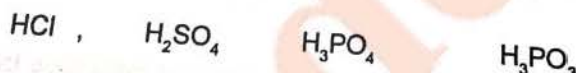
- Equivalent mass is a pure number which, when expressed in gram, is called gram equivalent mass.
- The equivalent mass of substance may have different values under different conditions.
- There is no hard and fast rule that equivalent weight will be always less than the molecular mass.

**Valency factor calculation :**

- **For Elements :**  
Valency factor = valency of the element.
- **For Acids :**  
Valency factor = number of replaceable  $\text{H}^+$  ions per acid molecule

Solved Examples

**Example-5**



(see there are only two replaceable  $\text{H}^+$  ions)

(assume 100% dissociation)

<b>Solution.</b> Valency factor $\rightarrow$	1	2	3	2
Eq. wt. (E) $\rightarrow$	$\frac{M}{1}$	$\frac{M}{2}$	$\frac{M}{3}$	$\frac{M}{2}$

○ Replaceable hydrogen atoms are those hydrogen atoms which are attached with the atoms of group VI and group VII i.e. O, S, Se, Te, & F, Cl, Br, I.

**Equivalent Concept & Titration**

- **For Bases :**  
Valency factor = number of replaceable OH<sup>-</sup> ions per base molecule.

**Solved Examples**

**Example-6**  
**Solution.**

	NaOH,	KOH
v.f. →	1	1
Eq. wt. →	$\frac{M}{1}$	$\frac{M}{1}$

- Bases may be defined as the substances in which OH group is/are directly attached with group I elements (Li, Na, K, Rb, Cs), group II elements (Be, Mg, Ca, Ba) or group III elements (Al, Ga, In, Tl), transition metals, non-metallic cations like PH<sub>4</sub><sup>+</sup>, NH<sub>4</sub><sup>+</sup> etc.

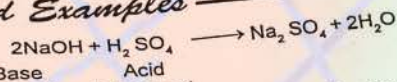
- **Acid - base reaction :**

In case of acid base reaction, the valence factor is the actual number of H<sup>+</sup> or OH<sup>-</sup> replaced in the reaction. The acid or base may contain more number of replaceable H<sup>+</sup> or OH<sup>-</sup> than actually replaced in reaction.

- v. f. for base is the number of H<sup>+</sup> ion from the acid replaced by each molecule of the base

**Solved Examples**

**Example-7**



**Solution.**

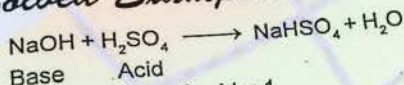
Base                  Acid

Valency factor of base = 1  
Here, two molecule of NaOH replaced 2H<sup>+</sup> ion from the H<sub>2</sub>SO<sub>4</sub>. Therefore, each molecule of NaOH replaced only one H<sup>+</sup> ion of acid, so v.f. = 1.

- v. f. for acid is the number of OH<sup>-</sup> replaced from the base by each molecule of acid

**Solved Examples**

**Example-8**



**Solution.**

Base                  Acid  
Valency factor of acid = 1  
Here, one of molecule of H<sub>2</sub>SO<sub>4</sub> replaced one OH<sup>-</sup> from NaOH. Therefore, valency factor for H<sub>2</sub>SO<sub>4</sub> is one

$$\therefore \text{Eq. wt. of H}_2\text{SO}_4 = \frac{\text{Mol.wt}}{1}$$

- **Salts :**

- (a) **In non-reacting condition**

- Valency factor = Total number of positive charge or negative charge present in the compound.

**Solved Examples**

**Example-9**

**Solution.**

	Na <sub>2</sub> CO <sub>3</sub> ,	Fe <sub>2</sub> (SO <sub>4</sub> ) <sub>3</sub>	FeSO <sub>4</sub> ·7H <sub>2</sub> O
V.f.	2	2×3 = 6	2
Eq.wt.	$\frac{M}{2}$	$\frac{M}{6}$	$\frac{M}{2}$

**Note :** In case of hydrated salt, positive/negative charge of water molecule is not counted.

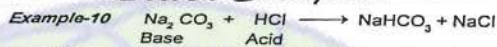


Corporate Office: CG Tower, A-46 & 52, IPIA, Near City Mall, Jhalawar Road, Kota (Raj.)-324005  
 Website : www.resonance.ac.in | E-mail : contact@resonance.ac.in  
 Toll Free : 1800 200 2244 | 1800 258 5555 | CIN: U80302RJ2007PLC024029

Equivalent Concept & Titration

(b) In reacting condition

Solved Examples

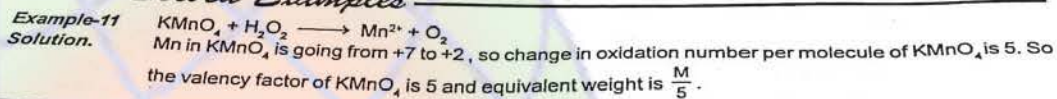


**Solution.** It is an acid base reaction, therefore valency factor for  $\text{Na}_2\text{CO}_3$  is one while in non-reacting condition, it will be two.

(c) Equivalent weight of oxidising / reducing agents in a redox reaction

In case of redox change, v.f. = Total change in oxidation number per molecule.

Solved Examples



**Normality :**

Normality of a solution is defined as the number of equivalents of solute present in one litre (1000 mL) solution.

Let V mL of a solution is prepared by dissolving W g of solute of equivalent weight E in water.

- Number of equivalents of solute =  $\frac{W}{E}$
- V mL of solution contain  $\frac{W}{E}$  equivalents of solute
- ∴ 1000 mL solution will contain  $\frac{W \times 1000}{E \times V}$  equivalents of solute.

- Normality (N) =  $\frac{W \times 1000}{E \times V}$
- Normality (N) = Molarity × Valency factor
- $N \times V$  (in mL) =  $M \times V$  (in mL) × n
- or
- milliequivalents = millimoles × n

Solved Examples

**Example-12** Calculate the normality of a solution containing 15.8 g of  $\text{KMnO}_4$  in 50 mL acidic solution.

**Solution.** Normality (N) =  $\frac{W \times 1000}{E \times V}$

Here  $W = 15.8 \text{ g}$ ,  $V = 50 \text{ mL}$   $E = \frac{\text{molar mass of } \text{KMnO}_4}{\text{Valency factor}} = \frac{158}{5} = 31.6$

So, normality = 10 N

**Example-13** Calculate the normality of a solution containing 50 mL of 5 M solution of  $\text{K}_2\text{Cr}_2\text{O}_7$  in acidic medium.

**Solution.** Normality (N) = Molarity × valency factor  
 =  $5 \times 6 = 30 \text{ N}$

**Equivalent Concept & Titration**

**Law of Equivalence**

The law states that one equivalent of an element combine with one equivalent of the other. In a chemical reaction, equivalents and milli equivalents of reactants react in equal amount to give same number of equivalents or milli equivalents of products separately.

**Accordingly**

- (i)  $aA + bB \rightarrow mM + nN$   
meq of A = meq of B = meq of M = m.eq. of N
- (ii) In a compound  $M_xN_y$   
meq of  $M_xN_y = \text{meq of M} = \text{meq of N}$

**Solved Examples**

**Example-14** Find the number of moles of  $KMnO_4$  needed to oxidise one mole  $Cu_2S$  in acidic medium.

**Solution.** The reaction is  $KMnO_4 + Cu_2S \rightarrow Mn^{2+} + Cu^{2+} + SO_2$   
From law of equivalence,  
equivalents of  $Cu_2S = \text{equivalents of } KMnO_4$   
moles of  $Cu_2S \times \text{v.f.} = \text{moles of } KMnO_4 \times \text{v.f.}$   
 $1 \times 8 = \text{moles of } KMnO_4 \times 5 \Rightarrow \text{moles of } KMnO_4 = 8/5$   
( $\therefore$  v.f. of  $Cu_2S = 2(2-1) + 1(4-(-2)) = 8$  and v.f. of  $KMnO_4 = 1(7-2) = 5$ )

**Example-15** The number of moles of oxalate ions oxidized by one mole of  $MnO_4^-$  ion in acidic medium are :

**Solution.** (1)  $\frac{5}{2}$  (2)  $\frac{2}{5}$  (3)  $\frac{3}{5}$  (4)  $\frac{5}{3}$   
Equivalents of  $C_2O_4^{2-} = \text{equivalents of } MnO_4^-$   
 $x(\text{mole}) \times 2 = 1 \times 5$   
( $\therefore$  v.f. of  $C_2O_4^{2-} = 2(4-3) = 2$  and v.f. of  $MnO_4^- = 1(7-2) = 5$ .)  
 $x = \frac{5}{2}$  mole of  $C_2O_4^{2-}$  ions.

**Example-16** How many millilitres of 0.02 M  $KMnO_4$  solution would be required to exactly titrate 25 mL of 0.2 M  $Fe(NO_3)_2$  solution in acidic medium ?

**Solution.** **Method -1 : Mole concept method**  
Starting with 25 mL of 0.2 M  $Fe^{2+}$ , we can write :  
Millimoles of  $Fe^{2+} = 25 \times 0.2$  .....(1)  
and in volume V (in milliliters) of the  $KMnO_4$ ,  
Millimoles of  $MnO_4^- = V(0.02)$  .....(2)  
The balanced reaction is :



This requires that at the equivalent point,

$$\frac{\text{m. moles of } MnO_4^-}{1} = \frac{\text{m. moles of } Fe^{2+}}{5}$$

$$\therefore \frac{V(0.02)}{1} = \frac{(25)(0.2)}{5} \quad (\text{from (1) \& (2)})$$

$$\therefore V = 50 \text{ mL.}$$

**Method -2 : Equivalent Method :**

At the equivalence point,  
milliequivalents of  $MnO_4^- = \text{milliequivalents of } Fe^{2+}$

$$M_1 \times v f_1 \times V_1 = M_2 \times v f_2 \times V_2$$

$$0.02 \times 5 \times V_1 = 0.2 \times 1 \times 25 \quad (\because MnO_4^- \rightarrow Mn^{2+}; \text{ v.f.} = 5, Fe^{2+} \rightarrow Fe^{3+}; \text{ v.f.} = 1)$$

$$\therefore V_1 = 50 \text{ mL.}$$



**Equivalent Concept & Titration**

**Titrations**

Titration is a procedure for determining the concentration of a solution by allowing a carefully measured volume to react with a standard solution of another substance, whose concentration is known. It is also called **Standard solution** - It is a solution whose concentration is known and is taken in burette. It is also called **Titrant**.

There are two type of titrants :

- **Primary titrants/standard** - These reagents can be accurately weighed and their solutions are not to be standardised before use.  
Ex : Oxalic acid,  $K_2Cr_2O_7$ ,  $AgNO_3$ ,  $CuSO_4$ , ferrous ammonium sulphate, hypo etc.
- **Secondary titrants/standard** : These reagents cannot be accurately weighed and their solutions are to be standardised before use.  
Ex :  $NaOH$ ,  $KOH$ ,  $HCl$ ,  $H_2SO_4$ ,  $I_2$ ,  $KMnO_4$  etc.

**Titrate** : Solution consisting of substance to be estimated, generally taken in a beaker.  
**Equivalence point** : It is the point when number of equivalents of titrant added becomes equal to number of equivalents of titrate.

At equivalence point :

$$n_1 V_1 M_1 = n_2 V_2 M_2$$

**Indicator** : An auxiliary substance added for physical detection of completion of titration at equivalence point. It generally show colour change on completion of titration.

**Type of Titrations :**

- Acid-base titrations (to be studied in Ionic equilibrium)
- Redox Titrations

**Some Common Redox Titrations**

**Table of Redox Titrations : (Excluding Iodometric / Iodimetric titrations)**

Estimation of	By titrating with	Reactions	Relation* between OA and RA
1. $Fe^{2+}$	$MnO_4^-$	$Fe^{2+} \longrightarrow Fe^{3+} + e^-$ $MnO_4^- + 8H^+ + 5e^- \longrightarrow Mn^{2+} + 4H_2O$	$5Fe^{2+} \equiv MnO_4^-$ Eq. wt. of $Fe^{2+} = M/1$
2. $Fe^{2+}$	$Cr_2O_7^{2-}$	$Fe^{2+} \longrightarrow Fe^{3+} + e^-$ $Cr_2O_7^{2-} + 14H^+ + 6e^- \longrightarrow 2Cr^{3+} + 7H_2O$	$6Fe^{2+} \equiv Cr_2O_7^{2-}$ Eq. wt. of $Cr_2O_7^{2-} = M/6$
3. $C_2O_4^{2-}$	$MnO_4^-$	$C_2O_4^{2-} \longrightarrow 2CO_2 + 2e^-$ $MnO_4^- + 8H^+ + 5e^- \longrightarrow Mn^{2+} + 4H_2O$	$5C_2O_4^{2-} \equiv 2MnO_4^-$ Eq. wt. of $C_2O_4^{2-} = M/2$
4. $H_2O_2$	$MnO_4^-$	$H_2O_2 \longrightarrow 2H^+ + O_2 + 2e^-$ $MnO_4^- + 8H^+ + 5e^- \longrightarrow Mn^{2+} + 4H_2O$	$5H_2O_2 \equiv 2MnO_4^-$ Eq. wt. of $H_2O_2 = M/2$
5. $As_2O_3$	$MnO_4^-$	$As_2O_3 + 5H_2O \longrightarrow 2AsO_4^{3-} + 10H^+ + 4e^-$ $MnO_4^- + 8H^+ + 5e^- \longrightarrow Mn^{2+} + 4H_2O$	Eq. wt. of $As_2O_3 = M/4$
6. $AsO_3^{3-}$	$BrO_3^-$	$AsO_3^{3-} + H_2O \longrightarrow AsO_4^{3-} + 2H^+ + 2e^-$ $BrO_3^- + 6H^+ + 6e^- \longrightarrow Br^- + 3H_2O$	Eq. wt. of $AsO_3^{3-} = M/2$ Eq. wt. of $BrO_3^- = M/6$

**Permanganate Titrations :**

- $KMnO_4$  is generally used as oxidising agent in acidic medium, generally provided by dilute  $H_2SO_4$ .
- $KMnO_4$  works as self indicator persistent pink color is indication of end point.
- Mainly used for estimation of  $Fe^{2+}$ , oxalic acid, oxalates,  $H_2O_2$  etc.

## RESONANCE STUDY CENTRES (Self Owned)

### KOTA (Head Office):

Pre-Engineering Division: JEE (Advanced)  
Pre-Engineering Division: JEE (Main)  
Pre-Medical Division: AIIMS/ AIJPM  
Tel.: 0744-3012222, 3192222, 6635555  
e-mail: contact@resonance.ac.in

**Commerce & Law Program Division (CLPD)**  
Tel.: 0744-3192229, 6060663  
e-mail: clpd@resonance.ac.in

**PCCP/PSPD/ME**  
Tel.: 0744-2434727, 8824078330, 3192223, 2440488  
e-mail: pccp@resonance.ac.in

**DLPD**  
Tel.: 0744-6635556, 3012222  
e-mail: dlpd@resonance.ac.in

**eLDP**  
Tel.: 0744-3058242  
e-mail: elpd@resonance.ac.in

**JAIPUR**  
Tel.: 0141-6060661/ 64, 3103666, 6060662/63  
e-mail: jaipur@resonance.ac.in

**BHOPAL**  
Tel.: 0755-3206353, 3192222, 3256353  
e-mail: bhopal@resonance.ac.in

**NEW DELHI**  
Tel.: 011-6060660/ 2/ 3/ 4/ 5/ 6/ 7  
e-mail: delhi@resonance.ac.in

**LUCKNOW**  
Tel.: 0522-3192222, 3192223/ 4, 6060660/ 61/ 62  
e-mail: lko@resonance.ac.in

**KOLKATA**  
Tel.: 033-3192222, 6060660/ 01/ 02  
e-mail: kolkata@resonance.ac.in

**NAGPUR**  
Tel.: 0712-3017222, 3192222, 6060660  
e-mail: nagpur@resonance.ac.in

**NANDED**  
Tel.: 02462-250220, 6060666  
e-mail: nanded@resonance.ac.in

**MUMBAI**  
Tel.: 022-31922222, 60606600  
e-mail: andheri@resonance.ac.in

**UDAIPUR**  
Tel.: 0294-6060660, 5107510, 3192222  
e-mail: udaipur@resonance.ac.in

**BHUBANESWAR**  
Tel.: 0674-3192222, 3274919, 6060660/ 61  
e-mail: bbsr@resonance.ac.in

**AHMEDABAD**  
Tel.: 079-3192222/ 3/ 4 & 079-6060660/ 1/ 2  
e-mail: ebad@resonance.ac.in

**PATNA**  
Tel.: 0612-3192222, 3192222/ 3  
e-mail: patna@resonance.ac.in

**JODHPUR**  
Tel.: 0291-6060660  
e-mail: jodhpur@resonance.ac.in

**AJMER**  
Tel.: 0145-3192222, 6060660/ 65  
e-mail: ajmer@resonance.ac.in

**INDORE**  
Tel.: 0731-3192222, 4274200  
e-mail: indore@resonance.ac.in

**SIKAR**  
Tel.: 01572-319222, 6060666  
e-mail: sikar@resonance.ac.in

**AGRA**  
Tel.: 0562-3192222, 6060660  
e-mail: agra@resonance.ac.in

**RANCHI**  
Tel.: 0651-6060660  
e-mail: ranchi@resonance.ac.in

**ALLAHABAD.**  
Tel.: 0532-6060660  
e-mail: allahabad@resonance.ac.in

**NASHIK**  
Tel.: 0253-6090028  
e-mail: nashik@resonance.ac.in

**RAIPUR**  
Tel.: 0771-6060660  
e-mail: raipur@resonance.ac.in

**AURANGABAD**  
Tel.: 0240-6060660  
e-mail: aurangabad@resonance.ac.in

**JABALPUR**  
Tel.: 0761-6060660  
e-mail: jabalpur@resonance.ac.in

**GWALIOR**  
Tel.: 0751-6060660  
e-mail: gwalior@resonance.ac.in

**CHANDRAPUR**  
Tel.: 07172-6060666  
e-mail: chandrapur@resonance.ac.in

**SURAT**  
Tel.: 0261-6060660  
e-mail: surat@resonance.ac.in

**RAJKOT**  
Tel.: 0281-6002011  
e-mail: rajkot@resonance.ac.in

**VADDARA**  
Tel.: 0265-6060660  
e-mail: vaddara@resonance.ac.in

## BASE STUDY CENTRES

**Base Education Service Pvt. Ltd.**  
**Bengaluru (Main Branch):**  
**Reg. Office :** No.27, Next to Indian Oil  
Petrol Bunk, Bull Temple Road,  
Basavanagudi, Bengaluru- 560004  
Tel. No.: 42604600/ 95381 41504  
**E-Mail :** info@base-edu.in  
**Website:** www.base-edu.in

**BANASANKARI II STAGE**  
Tel.: 26710835/26710836

**BELAGAVI**  
Tel.: 0831-4208687 | Mobile: 9845228000

**CHITRADURGA**  
Mobile: 9886464755, 9972413844

**HUBLI**  
Tel.: 0836-2252685 | Mobile: 9844118615

**INDIRANAGAR**  
Tel.: 41179342/25201306

**KALYAN NAGAR**  
Tel.: 080-25443363/25443364

**KORAMANGALA**  
Tel.: 40925512/40925534

**MALLESHWARAM**  
Tel.: 41400008

**MYSURU**  
Tel.: 0821-4242100 / 4258100/4243100

**RAJAJINAGAR**  
Tel.: 08023327588/41162135

**SHIVAMOGGA**  
Tel.: 08182-223980, 8884849590

**TUMAKURU**  
Tel.: 0816-2252387

**UDUPI**  
Tel.: 0820-2522449, 2522994, 9986663074

**VIJAYANAGAR**  
Tel.: 23111333/23111334

**YELAHANKA**  
Tel.: 08028463922/42289643

**CHIKKAMAGALURU**  
Mobile: 7411329369, 9448396890

**HASSAN**  
Mobile: 9481392014, 9972038283

**J P NAGAR**  
Tel.: 26595151/26595153.

**KALABURGI**  
Tel.: 08472-230914  
Mobile: 9845905200/9844510914



**Resonance**<sup>®</sup>  
Educating for better tomorrow

**Corporate Office:** CG Tower, A-46 & 52, IPIA, Near City Mall, Jhalawar Road, Kota (Rajasthan)- 324005

**Reg. Office:** J-2, Jawahar Nagar Main Road, Kota (Raj.)- 05 | **Tel. No.:** 0744-3192222, 3012222, 6635555 | **CIN:** U80302RJ2007PLC024029

**To Know more:** sms RESO at 56677 | **E-mail:** contact@resonance.ac.in | **Website:** www.resonance.ac.in

Toll Free : 1800 258 5555

08003 444 888

facebook.com/ResonanceEdu

twitter.com/ResonanceEdu

www.youtube.com/resowatch

blog.resonance.ac.in



Scanned with  
CamScanner